

## Market Report for the Week of July 20, 2020

### Daily Averages

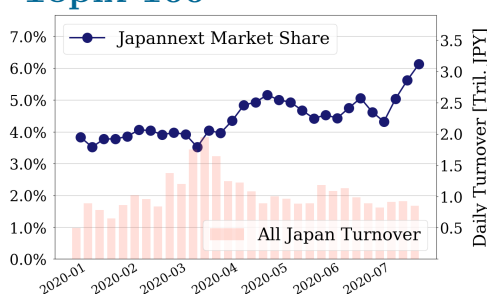
Universe	Turnover(JPY)	Volume	Share	PI (bps)	Symbols
All Market	155,035,582,757	126,112,144	7.16 %	3.32	2955
Topix100	52,250,478,417	17,564,067	6.13 %	0.53	100
Nikkei 225	63,949,096,673	35,392,100	6.72 %	1.91	225
TopixMid400	46,332,787,883	30,616,700	8.08 %	3.78	397
Small & Others	21,087,041,330	25,844,200	7.58 %	4.98	1505
Mothers & Jasdaq	14,102,674,313	22,101,267	6.02 %	7.83	598
ETFs & REITs	19,211,899,140	11,268,411	9.38 %	3.50	119

All Market  
**7.2 %**

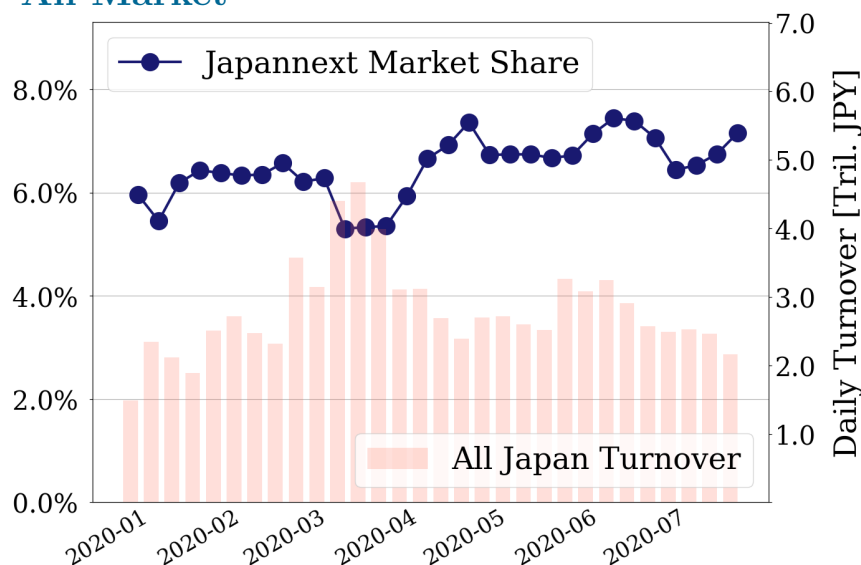
Topix 100  
**6.1 %**

Nikkei 225  
**6.7 %**

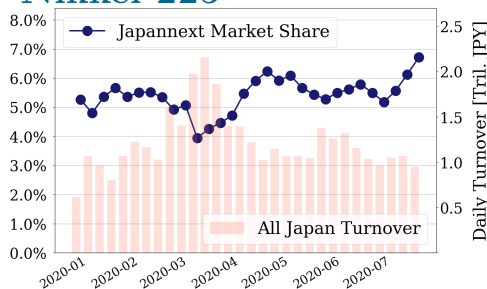
#### Topix 100



#### All Market



#### Nikkei 225



#### Top Stocks by Turnover

Stock	Turnover(JPY)	Share	PI (bps)
9984 SOFTBNKG	36,065,535,980	7.93%	0.31
1570 NFNKLV	24,356,898,317	10.15%	1.77
1357 NFNKDOUB	15,699,655,946	15.49%	5.33
7974 NINTEND	9,272,578,550	7.13%	0.31
8035 TKOELCN	8,398,862,370	7.59%	0.24

#### Top Stocks by Market Share

Stock	Turnover(JPY)	Share	PI (bps)
2315 CAICA	267,036,940	40.30%	124.17
9318 ASIADVEVE	149,629,740	38.84%	477.37
8585 OR.CORP	275,707,280	38.15%	38.39
8894 REVOLUTI	192,781,010	33.25%	102.66
2353 NP-PARK	101,157,970	26.21%	25.06

#### Top Stocks by Price Improvement

Stock	Turnover(JPY)	Share	PI (bps)
9318 ASIADVEVE	149,629,740	38.84%	477.37
2315 CAICA	267,036,940	40.30%	124.17
3528 PROSPECT	120,186,860	22.23%	107.34
8894 REVOLUTI	192,781,010	33.25%	102.66
6740 JDI	279,040,860	23.79%	72.62

#### Top Stocks by Savings

Stock	Turnover(JPY)	Share	Savings
1357 NFNKDOUB	15,699,655,946	15.49%	6,603,877
1570 NFNKLV	24,356,898,317	10.15%	3,414,183
9318 ASIADVEVE	149,629,740	38.84%	3,288,160
2315 CAICA	267,036,940	40.30%	2,944,330
1757 CREA HD	1,317,102,740	15.03%	2,837,670

- ▶ Analysis is based on Japannext and Thomson Reuters data. Small & Others = First Section - TPX500.
- ▶ All Japan Turnover = Japannext (J+X+U+N) + TSE (excl. Tostnet) + Chi-X (excl. Chi-Match, Chi-Select).  
Market Share = Japannext turnover / All Japan Turnover.
- ▶ Opening and Closing auction trades on the TSE are excluded from calculations.
- ▶ Price Improvement (PI) and Savings (PI\*volume) are calculated by comparing the execution price against the primary market's best bid or best offer for each sell or best offer for each buy at the point of execution from the taker's perspective. Reported PI is a value-weighted average. Names with weekly traded value less than 100,000,000 JPY are excluded from the rankings tables.

## Top 10 Stocks by Turnover

### Topix 100

Stock	Turnover(JPY)	Share	PI (bps)
9984 SOFTBNKG	36,065,535,980	7.93%	0.31
7974 NINTEND	9,272,578,550	7.13%	0.31
8035 TKOELCN	8,398,862,370	7.59%	0.24
9983 FASTRET	7,630,711,540	9.77%	0.39
6758 SONY	5,378,139,390	5.67%	0.33
6594 NIDEC	4,121,133,000	5.04%	0.56
6702 FUJITSU	3,955,842,960	8.27%	0.43
6861 KEYENCE	3,823,818,950	7.47%	0.36
6367 DAIKINI	3,219,600,160	7.44%	0.38
9022 JR CENT	2,806,349,910	13.52%	0.37

### Nikkei 225

Stock	Turnover(JPY)	Share	PI (bps)
9984 SOFTBNKG	36,065,535,980	7.93%	0.31
8035 TKOELCN	8,398,862,370	7.59%	0.24
9983 FASTRET	7,630,711,540	9.77%	0.39
6758 SONY	5,378,139,390	5.67%	0.33
6857 ADVNTST	4,959,272,000	13.03%	4.73
6701 NEC	4,454,695,400	10.76%	3.64
2413 M3	4,090,485,450	11.92%	5.16
6702 FUJITSU	3,955,842,960	8.27%	0.43
6367 DAIKINI	3,219,600,160	7.44%	0.38
4755 RAKUTEN	2,973,317,700	9.35%	2.84

### Topix Mid400

Stock	Turnover(JPY)	Share	PI (bps)
6920 LASRTEC	7,057,711,900	10.43%	2.46
6857 ADVNTST	4,959,272,000	13.03%	4.73
6701 NEC	4,454,695,400	10.76%	3.64
2413 M3	4,090,485,450	11.92%	5.16
4755 RAKUTEN	2,973,317,700	9.35%	2.84
4751 CYBER A	2,860,928,000	13.27%	4.33
4689 ZHD	2,588,562,280	10.45%	6.00
3436 SUMCO	2,270,863,550	6.59%	1.38
3038 KOBE BSN	2,236,451,200	12.37%	3.72
3288 OPENHOUS	2,035,597,450	8.53%	3.86

### Small & Others

Stock	Turnover(JPY)	Share	PI (bps)
3915 TERRASKY	2,897,771,950	11.49%	3.34
3788 GMOCLOUD	2,751,749,900	9.93%	3.23
9424 JPN-COMM	2,428,036,570	9.11%	10.37
3962 CHANGE	963,826,300	7.78%	3.54
6532 BAYCURNT	810,131,600	5.01%	2.42
3667 ENISH	773,923,780	10.77%	2.93
4776 CYBOZU	675,949,300	12.60%	4.17
4541 NICHIIKO	573,868,330	11.66%	1.99
8515 AIFUL	545,588,960	15.73%	14.30
3694 OPTIM	538,579,500	9.38%	4.34

### Mothers

Stock	Turnover(JPY)	Share	PI (bps)
3911 AIMING	4,291,369,280	5.64%	3.09
4563 ANGES	3,697,971,800	6.89%	1.90
4385 MERCARI	3,350,947,150	9.62%	2.54
7707 PSS	1,713,888,530	6.16%	2.11
4479 MAKUAKE	1,458,278,200	4.08%	3.20
4591 RIBOMIC	1,044,118,620	14.14%	4.80
6027 BONGO4CM	1,036,314,500	7.92%	2.80
3558 LOCONDO	934,938,520	4.46%	1.78
4477 BASE	665,424,600	3.33%	4.82
6095 MEDPEER	595,604,480	10.24%	3.42

### JASDAQ

Stock	Turnover(JPY)	Share	PI (bps)
2191 TELLA	3,083,423,310	8.72%	2.13
7564 WORKMAN	1,053,268,200	7.39%	1.98
3760 CAVE	800,927,390	8.05%	2.52
7777 3DMATRIX	604,995,980	7.67%	4.90
2702 MCDNALD	538,149,500	15.91%	4.84
7610 TAY TWO	387,585,160	20.02%	23.99
2315 CAICA	267,036,940	40.30%	124.17
8256 MARUMIT	231,933,840	9.14%	10.11
6324 HARMONC	227,873,800	7.14%	5.40
2134 SUNCAPTL	202,642,930	24.57%	33.69

### Second Section

Stock	Turnover(JPY)	Share	PI (bps)
6502 TOSHIBA	1,415,021,100	11.35%	4.13
1757 CREA HD	1,317,102,740	15.03%	26.55
5856 LIEH	535,679,410	15.01%	21.46
8894 REVOLUTI	192,781,010	33.25%	102.66
6731 PIXELA	172,608,780	14.97%	60.53
9318 ASIADVEVE	149,629,740	38.84%	477.37
6835 ALLIEDHD	127,069,550	14.03%	23.48
2929 PHARMA F	123,813,380	6.14%	3.26
3528 PROSPECT	120,186,860	22.23%	107.34
3810 CYBER-S	117,669,900	6.04%	3.15

### ETFs & REITs

Stock	Turnover(JPY)	Share	PI (bps)
1570 NFNKLV	24,356,898,317	10.15%	1.77
1357 NFNKDOUB	15,699,655,946	15.49%	5.33
1360 NKBEAR-2	2,167,839,140	14.95%	1.39
1579 225 BULL	1,764,749,520	5.78%	1.46
1459 RK 225DI	1,318,292,991	10.11%	5.46
1458 RK 225LV	1,276,012,234	14.57%	3.62
1671 WTI ETF	925,508,294	12.77%	4.08
1699 NFOIL	904,059,901	16.95%	37.90
1552 VIXSHORT	815,359,974	9.68%	1.98
1365 DW 225LV	615,711,893	25.48%	3.71

## Top 10 Stocks by Market Share

### Topix 100

Stock	Share	Turnover(JPY)	PI (bps)
9022 JR CENT	13.52%	2,806,349,910	0.37
9843 NITORIHD	12.02%	1,938,662,180	0.15
9983 FASTRET	9.77%	7,630,711,540	0.39
9021 JR WEST	9.45%	1,627,734,690	0.60
1928 SEKSUIH	8.76%	814,234,450	1.14
9201 JAL	8.56%	1,933,257,430	0.92
4661 OLC	8.45%	2,045,625,710	0.40
6702 FUJITSU	8.27%	3,955,842,960	0.43
9202 ANA	8.12%	1,583,457,020	0.73
9984 SOFTBNKG	7.93%	36,065,535,980	0.31

### Nikkei 225

Stock	Share	Turnover(JPY)	PI (bps)
5703 NLM HD	23.45%	169,057,060	18.02
1332 NISSUI	18.72%	243,656,010	6.52
6472 NTN	18.64%	456,048,730	16.39
9501 TEPCOHD	18.19%	1,164,980,730	9.64
7211 MMC	17.67%	843,419,410	11.86
4902 KONICAM	16.94%	1,173,391,310	9.07
7762 CITIZEN	16.25%	172,898,700	9.76
3861 OJI HD	15.95%	319,720,090	6.69
2768 SOJITZ	15.26%	681,952,720	13.91
5803 FUJIKRA	14.85%	379,093,750	9.40

### Topix Mid400

Stock	Share	Turnover(JPY)	PI (bps)
5703 NLM HD	23.45%	169,057,060	18.02
6465 HOSIZAKI	19.63%	489,758,400	8.03
8572 ACOM	19.50%	187,870,860	8.34
7180 KYUSHUFG	19.43%	177,436,310	7.21
1332 NISSUI	18.72%	243,656,010	6.52
6472 NTN	18.64%	456,048,730	16.39
8358 SURGABK	18.26%	312,067,770	8.66
9501 TEPCOHD	18.19%	1,164,980,730	9.64
8410 SEVEN BK	18.02%	494,946,490	12.93
7211 MMC	17.67%	843,419,410	11.86

### Small & Others

Stock	Share	Turnover(JPY)	PI (bps)
8585 OR.CORP	38.15%	275,707,280	38.39
2353 NP-PARK	26.21%	101,157,970	25.06
6740 JDI	23.79%	279,040,860	72.62
4282 EPS	23.65%	133,025,890	3.30
2157 KOSHIDAK	20.28%	316,433,130	6.64
8848 LEOPC21	20.12%	245,322,260	12.11
2337 ICHIGO	19.36%	205,756,790	11.81
3632 GREE	17.35%	140,683,880	5.82
8698 MONEX G	16.90%	173,394,580	12.72
8515 AIFUL	15.73%	545,588,960	14.30

### Mothers

Stock	Share	Turnover(JPY)	PI (bps)
2370 MEDINET	21.30%	335,861,360	29.09
4597 SOLASIA	14.40%	133,526,090	11.04
4591 RIBOMIC	14.14%	1,044,118,620	4.80
4564 OTS	12.47%	101,437,560	16.04
4571 NANOCARI	12.11%	313,531,290	6.16
4583 CHIOME	11.30%	235,963,140	7.14
4397 TEAMPRT	10.97%	384,195,240	1.90
1447 ITBOOKHD	10.88%	130,305,100	5.33
6095 MEDPEER	10.24%	595,604,480	3.42
4425 KUDAN	10.22%	118,546,900	2.75

### JASDAQ

Stock	Share	Turnover(JPY)	PI (bps)
2315 CAICA	40.30%	267,036,940	124.17
2134 SUNCAPTL	24.57%	202,642,930	33.69
6628 ONKYO	23.65%	125,390,950	69.15
7610 TAY TWO	20.02%	387,585,160	23.99
4347 BR-MEDIA	16.74%	133,218,740	20.35
2702 MCDNALD	15.91%	538,149,500	4.84
3323 RECOMM	15.55%	178,047,070	16.91
9973 KOZOSUSI	15.47%	182,733,240	50.46
4712 KEYH	14.32%	171,621,080	18.24
4978 REPROCEL	12.37%	181,514,870	5.38

### Second Section

Stock	Share	Turnover(JPY)	PI (bps)
9318 ASIADVEVE	38.84%	149,629,740	477.37
8894 REVOLUTI	33.25%	192,781,010	102.66
3528 PROSPECT	22.23%	120,186,860	107.34
1757 CREA HD	15.03%	1,317,102,740	26.55
5856 LIEH	15.01%	535,679,410	21.46
6731 PIXELA	14.97%	172,608,780	60.53
6835 ALLIEDHD	14.03%	127,069,550	23.48
6502 TOSHIBA	11.35%	1,415,021,100	4.13
6670 MCJ	7.81%	102,561,730	2.22
6897 TWNBIRD	6.60%	109,826,400	3.95

### ETFs & REITs

Stock	Share	Turnover(JPY)	PI (bps)
1365 DW 225LV	25.48%	615,711,893	3.71
1699 NFOIL	16.95%	904,059,901	37.90
1357 NFNKDOUB	15.49%	15,699,655,946	5.33
1360 NKBEAR-2	14.95%	2,167,839,140	1.39
1458 RK 225LV	14.57%	1,276,012,234	3.62
1343 NFJ-REIT	13.55%	128,548,612	1.25
1671 WTI ETF	12.77%	925,508,294	4.08
1356 TPXBEAR2	12.65%	157,110,190	1.89
3227 MIDCITY	11.20%	143,113,820	4.35
1540 JPP GLD	11.18%	273,396,343	3.82

## Top 10 Stocks by PI

### Topix 100

Stock	PI (bps)	Turnover(JPY)	Share
8411 MIZUHO	7.29	1,436,902,510	4.40%
8308 RESONA	2.74	185,199,250	3.52%
5020 ENEOS	2.59	414,913,830	3.04%
7201 NISSAN	2.48	1,045,015,090	5.16%
8306 MUFG	2.41	2,620,972,390	3.67%
8002 MARBENI	2.25	204,731,890	2.90%
3402 TORAY	2.16	281,187,540	3.11%
8604 NOMRAHD	2.07	167,140,020	1.40%
4188 MTBCM HD	1.94	148,933,390	2.61%
1605 INPEX	1.78	456,429,390	3.72%

### Nikkei 225

Stock	PI (bps)	Turnover(JPY)	Share
5703 NLM HD	18.02	169,057,060	23.45%
6472 NTN	16.39	456,048,730	18.64%
2768 SOJITZ	13.91	681,952,720	15.26%
7211 MMC	11.86	843,419,410	17.67%
7186 CONCRDIA	10.11	301,328,600	14.56%
7762 CITIZEN	9.76	172,898,700	16.25%
4005 SMICHEM	9.75	1,061,240,990	14.48%
9501 TEPCOHD	9.64	1,164,980,730	18.19%
5803 FUJIKRA	9.40	379,093,750	14.85%
4902 KONICAM	9.07	1,173,391,310	16.94%

### Topix Mid400

Stock	PI (bps)	Turnover(JPY)	Share
5703 NLM HD	18.02	169,057,060	23.45%
6472 NTN	16.39	456,048,730	18.64%
2768 SOJITZ	13.91	681,952,720	15.26%
7167 MEBUKIFG	13.11	348,935,270	15.35%
8410 SEVEN BK	12.93	494,946,490	18.02%
7211 MMC	11.86	843,419,410	17.67%
7186 CONCRDIA	10.11	301,328,600	14.56%
7762 CITIZEN	9.76	172,898,700	16.25%
4005 SMICHEM	9.75	1,061,240,990	14.48%
9501 TEPCOHD	9.64	1,164,980,730	18.19%

### Small & Others

Stock	PI (bps)	Turnover(JPY)	Share
6740 JDI	72.62	279,040,860	23.79%
8585 OR.CORP	38.39	275,707,280	38.15%
2353 NP-PARK	25.06	101,157,970	26.21%
8515 AIFUL	14.30	545,588,960	15.73%
8698 MONEX G	12.72	173,394,580	16.90%
8848 LEOPC21	12.11	245,322,260	20.12%
2337 ICHIGO	11.81	205,756,790	19.36%
9424 JPN-COMM	10.37	2,428,036,570	9.11%
5202 NP-SGLS	8.07	173,686,820	14.71%
4344 SOURCENX	7.67	116,957,380	13.64%

### Mothers

Stock	PI (bps)	Turnover(JPY)	Share
2370 MEDINET	29.09	335,861,360	21.30%
4880 CELLSOUR	18.22	208,856,200	4.71%
2586 FRUTA	16.75	177,297,530	4.10%
4564 OTS	16.04	101,437,560	12.47%
4051 GMO-FG	14.02	240,372,500	1.42%
4597 SOLASIA	11.04	133,526,090	14.40%
4596 KUBOTAPH	7.14	167,581,590	6.93%
4583 CHIOME	7.14	235,963,140	11.30%
4571 NANOCARI	6.16	313,531,290	12.11%
3998 SURALANT	6.09	118,471,900	4.60%

### JASDAQ

Stock	PI (bps)	Turnover(JPY)	Share
2315 CAICA	124.17	267,036,940	40.30%
6628 ONKYO	69.15	125,390,950	23.65%
9973 KOZOSUSI	50.46	182,733,240	15.47%
2134 SUNCAPTL	33.69	202,642,930	24.57%
7610 TAY TWO	23.99	387,585,160	20.02%
4347 BR-MEDIA	20.35	133,218,740	16.74%
8946 ASIANSTR	19.63	117,216,550	7.11%
4712 KEYH	18.24	171,621,080	14.32%
3323 RECOMM	16.91	178,047,070	15.55%
8783 GFA	10.28	148,253,910	9.84%

### Second Section

Stock	PI (bps)	Turnover(JPY)	Share
9318 ASIADVEVE	477.37	149,629,740	38.84%
3528 PROSPECT	107.34	120,186,860	22.23%
8894 REVOLUTI	102.66	192,781,010	33.25%
6731 PIXELA	60.53	172,608,780	14.97%
1757 CREA HD	26.55	1,317,102,740	15.03%
6835 ALLIEDHD	23.48	127,069,550	14.03%
5856 LIEH	21.46	535,679,410	15.01%
6502 TOSHIBA	4.13	1,415,021,100	11.35%
6897 TWNBIRD	3.95	109,826,400	6.60%
2929 PHARMA F	3.26	123,813,380	6.14%

### ETFs & REITs

Stock	PI (bps)	Turnover(JPY)	Share
1699 NFOIL	37.90	904,059,901	16.95%
1459 RK 225DI	5.46	1,318,292,991	10.11%
1357 NFNKDOUB	5.33	15,699,655,946	15.49%
3471 MITSUILP	4.65	197,802,500	6.22%
3227 MIDCITY	4.35	143,113,820	11.20%
1671 WTI ETF	4.08	925,508,294	12.77%
1540 JPP GLD	3.82	273,396,343	11.18%
3309 SEKSUIHR	3.74	133,451,760	7.66%
1365 DW 225LV	3.71	615,711,893	25.48%
1458 RK 225LV	3.62	1,276,012,234	14.57%