

Market Report for the Week of December 21, 2020

Daily Averages

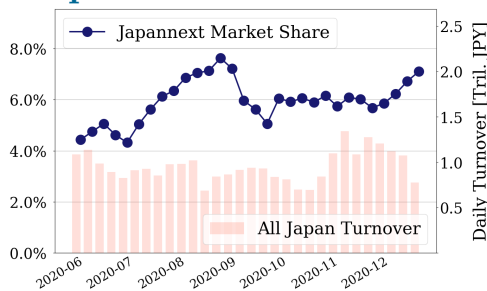
Universe	Turnover(JPY)	Volume	Share	PI (bps)	Symbols
All Market	159,841,248,107	172,597,037	7.44 %	4.11	3322
Topix100	55,293,812,040	13,731,220	7.11 %	0.59	99
Nikkei 225	61,590,314,824	31,735,100	7.09 %	1.79	225
TopixMid400	39,760,808,574	27,536,820	7.99 %	3.85	398
Small & Others	22,841,472,100	59,950,620	7.70 %	6.29	1577
Mothers & Jasdaq	17,630,204,444	22,316,620	6.40 %	8.45	802
ETFs & REITs	20,675,510,401	10,894,477	8.45 %	3.26	126

All Market
7.4 %

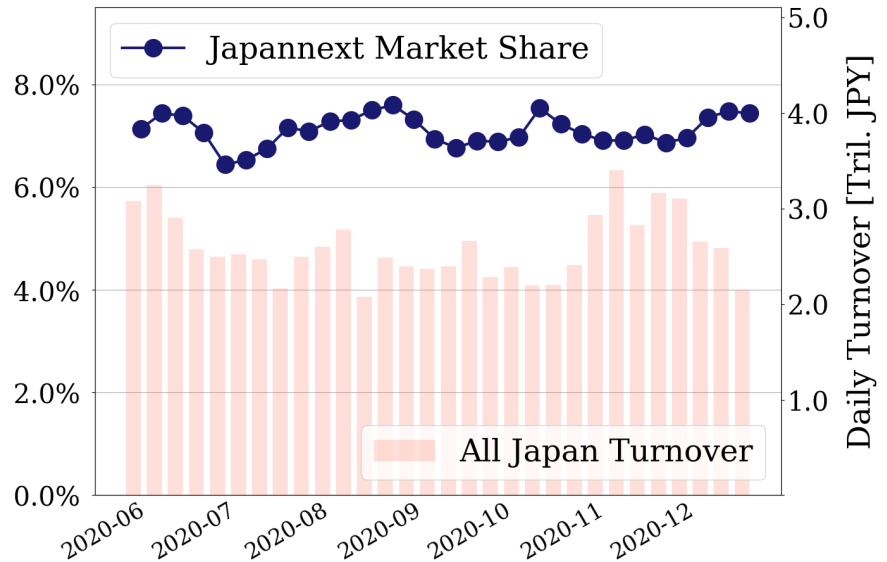
Topix 100
7.1 %

Nikkei 225
7.1 %

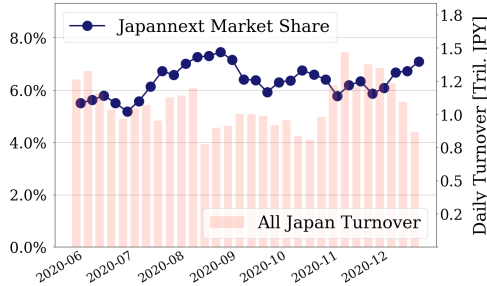
Topix 100



All Market



Nikkei 225



Top Stocks by Turnover

Stock	Turnover(JPY)	Share	PI (bps)
9984 SOFTBNKG	64,572,468,170	10.34%	0.38
1570 NFNKLV	57,096,309,817	9.49%	1.31
7974 NINTEND	34,964,947,300	11.24%	0.46
1357 NFNKDOUB	16,609,211,324	12.87%	7.71
6758 SONY	15,674,432,780	11.52%	0.70

Top Stocks by Market Share

Stock	Turnover(JPY)	Share	PI (bps)
9318 ASIADVEVE	902,424,490	92.57%	792.62
8918 LAND	1,648,014,130	89.88%	463.51
2342 TRANS G	438,397,600	42.92%	11.66
2315 CAICA	386,122,800	40.01%	266.59
4321 KENEDIX	1,995,116,290	36.73%	6.97

Top Stocks by Price Improvement

Stock	Turnover(JPY)	Share	PI (bps)
9318 ASIADVEVE	902,424,490	92.57%	792.62
8918 LAND	1,648,014,130	89.88%	463.51
2315 CAICA	386,122,800	40.01%	266.59
3528 PROSPECT	107,198,750	21.42%	122.56
6740 JDI	252,301,840	27.65%	79.44

Top Stocks by Savings

Stock	Turnover(JPY)	Share	Savings
9318 ASIADVEVE	902,424,490	92.57%	48,287,540
8918 LAND	1,648,014,130	89.88%	19,173,200
1357 NFNKDOUB	16,609,211,324	12.87%	8,974,462
2315 CAICA	386,122,800	40.01%	7,499,650
1570 NFNKLV	57,096,309,817	9.49%	5,725,019

- ▶ Analysis is based on Japannext and Thomson Reuters data. Small & Others = First Section - TPX500.
- ▶ All Japan Turnover = Japannext (J+X+U+N) + TSE (excl. Tostnet) + Chi-X (excl. Chi-Match, Chi-Select).
Market Share = Japannext turnover / All Japan Turnover.
- ▶ Opening and Closing auction trades on the TSE are excluded from calculations.
- ▶ Price Improvement (PI) and Savings (PI*volume) are calculated by comparing the execution price against the primary market's best bid for each sell or best offer for each buy at the point of execution from the taker's perspective. Reported PI is a value-weighted average. Names with weekly traded value less than 100,000,000 JPY are excluded from the rankings tables.

Top 10 Stocks by Turnover

Topix 100

Stock	Turnover(JPY)	Share	PI (bps)
9984 SOFTBNKG	64,572,468,170	10.34%	0.38
7974 NINTEND	34,964,947,300	11.24%	0.46
6758 SONY	15,674,432,780	11.52%	0.70
2413 M3	11,236,950,240	10.63%	0.42
9983 FASTRET	8,938,185,300	8.81%	0.36
6594 NIDEC	6,729,950,150	9.30%	0.41
6861 KEYENCE	6,571,639,900	7.99%	0.60
7203 TOYOTA	5,452,876,360	5.02%	0.49
8316 SMFG	5,265,366,520	6.37%	0.90
4661 OLC	5,093,408,660	9.51%	0.34

Nikkei 225

Stock	Turnover(JPY)	Share	PI (bps)
9984 SOFTBNKG	64,572,468,170	10.34%	0.38
6758 SONY	15,674,432,780	11.52%	0.70
2413 M3	11,236,950,240	10.63%	0.42
9983 FASTRET	8,938,185,300	8.81%	0.36
7203 TOYOTA	5,452,876,360	5.02%	0.49
8316 SMFG	5,265,366,520	6.37%	0.90
8035 TKOELCN	4,709,718,460	7.21%	0.36
4755 RAKUTEN	4,616,197,220	12.03%	2.88
6857 ADVNTST	4,019,427,940	10.43%	4.49
3436 SUMCO	3,914,892,220	6.51%	1.18

Topix Mid400

Stock	Turnover(JPY)	Share	PI (bps)
6920 LASRTEC	6,894,167,910	13.89%	2.28
4755 RAKUTEN	4,616,197,220	12.03%	2.88
6723 RENESAS	4,145,095,310	13.02%	2.89
6857 ADVNTST	4,019,427,940	10.43%	4.49
3436 SUMCO	3,914,892,220	6.51%	1.18
3038 KOBE BSN	3,854,818,240	12.88%	4.13
8473 SBI	3,241,869,360	5.94%	1.04
1605 INPEX	2,719,599,480	13.80%	5.12
9684 SQENIXHD	2,709,873,650	13.03%	4.96
9201 JAL	2,621,594,110	10.31%	1.30

Small & Others

Stock	Turnover(JPY)	Share	PI (bps)
9519 RENOVA	6,650,517,950	14.74%	4.09
3681 V-CUBE	3,366,162,490	7.81%	2.40
6095 MEDPEER	3,046,909,000	10.89%	3.79
3962 CHANGE	2,605,822,000	11.25%	3.74
4321 KENEDIX	1,995,116,290	36.73%	6.97
3683 CYBRLNKS	1,986,238,400	12.45%	5.05
8698 MONEX G	1,882,322,700	14.69%	7.23
6584 SANOH	1,875,966,350	10.15%	3.01
7004 HIT-ZOS	1,854,974,970	11.98%	5.13
8918 LAND	1,648,014,130	89.88%	463.51

Mothers

Stock	Turnover(JPY)	Share	PI (bps)
4477 BASE	7,410,601,500	12.83%	3.14
4485 JTOWER	2,317,220,000	10.68%	2.92
4478 FREEE	2,165,955,400	11.86%	3.34
4488 AIINSIDE	2,102,249,000	6.18%	3.63
4385 MERCARI	1,996,063,750	10.38%	3.08
4480 MEDLEY	1,784,871,500	16.26%	3.50
4475 HENNGE	1,736,318,000	12.60%	3.82
4479 MAKUAKE	1,541,246,000	10.23%	3.68
6255 NPC INC	1,371,223,320	9.00%	3.34
4563 ANGES	1,346,174,990	7.49%	1.94

JASDAQ

Stock	Turnover(JPY)	Share	PI (bps)
2484 DEMAECAN	2,498,732,200	10.54%	3.76
2702 MCDNALD	2,086,618,100	20.95%	5.43
1407 WEST HD	1,396,448,250	11.19%	3.68
2303 DAWN	843,508,050	9.37%	4.32
2667 IMAGE1	834,983,150	7.82%	3.92
6400 FUJSEKI	647,946,940	8.00%	3.58
6324 HARMONC	568,001,800	7.72%	3.65
7564 WORKMAN	560,621,800	7.89%	2.36
6890 FERROTEC	534,721,560	7.52%	1.83
3891 KODOSHI	491,103,330	8.06%	2.00

Second Section

Stock	Turnover(JPY)	Share	PI (bps)
2929 PHARMA F	3,118,210,910	6.52%	1.38
6502 TOSHIBA	1,389,087,300	6.67%	1.27
3856 ABALANCE	1,002,656,320	9.06%	2.73
6897 TWNBIRD	930,064,620	12.46%	1.90
9318 ASIADAVE	902,424,490	92.57%	792.62
6254 NOMURAMI	866,522,150	8.41%	4.32
3604 KAWAMOT	725,489,710	8.74%	2.17
1757 CREA HD	701,449,320	19.14%	36.62
1840 TSUCHIHD	658,562,970	4.40%	10.52
6229 OKUMURAE	437,664,080	1.69%	14.71

ETFs & REITs

Stock	Turnover(JPY)	Share	PI (bps)
1570 NFNKLV	57,096,309,817	9.49%	1.31
1357 NFNKDOUB	16,609,211,324	12.87%	7.71
1360 NKBEAR-2	3,747,702,001	12.17%	2.53
1579 225 BULL	3,177,603,100	6.03%	1.11
1458 RK 225LV	2,669,912,121	8.06%	2.70
1459 RK 225DI	1,713,076,991	9.91%	1.84
1699 NFOIL	1,440,177,963	28.90%	38.71
1552 VIXSHORT	1,218,311,941	6.15%	2.91
1671 WTI ETF	923,894,702	8.90%	3.61
1321 NFNK225	866,752,839	4.99%	0.76

Top 10 Stocks by Market Share

Topix 100

Stock	Share	Turnover(JPY)	PI (bps)
6758 SONY	11.52%	15,674,432,780	0.70
7974 NINTEND	11.24%	34,964,947,300	0.46
2413 M3	10.63%	11,236,950,240	0.42
9984 SOFTBNKG	10.34%	64,572,468,170	0.38
9022 JR CENT	10.02%	2,505,641,840	0.37
4661 OLC	9.51%	5,093,408,660	0.34
8267 AEON	9.44%	2,221,001,690	1.02
6594 NIDEC	9.30%	6,729,950,150	0.41
9983 FASTRET	8.81%	8,938,185,300	0.36
9021 JR WEST	8.62%	1,399,158,160	0.69

Nikkei 225

Stock	Share	Turnover(JPY)	PI (bps)
2768 SOJITZ	16.91%	1,182,033,350	15.61
7762 CITIZEN	15.88%	458,246,570	11.12
7211 MMC	15.58%	2,070,800,240	15.91
9501 TEPCOHD	15.21%	1,541,666,620	11.64
8331 CHIBABK	14.97%	551,561,690	5.69
4902 KONICAM	14.24%	2,619,322,330	8.21
1605 INPEX	13.80%	2,719,599,480	5.12
7752 RICOH	12.37%	1,001,529,150	4.98
9602 TOHO MV	12.12%	571,218,310	3.32
4755 RAKUTEN	12.03%	4,616,197,220	2.88

Topix Mid400

Stock	Share	Turnover(JPY)	PI (bps)
8184 SIMACHU	33.60%	1,023,981,900	7.48
8410 SEVEN BK	18.68%	884,220,910	15.77
8572 ACOM	18.03%	287,031,660	6.72
9831 YAMADAHD	17.32%	901,128,790	6.08
8593 MUFLEASE	17.05%	1,084,471,920	7.43
2768 SOJITZ	16.91%	1,182,033,350	15.61
9509 HKD-PWR	16.79%	381,365,090	8.47
7211 MMC	15.58%	2,070,800,240	15.91
9501 TEPCOHD	15.21%	1,541,666,620	11.64
8331 CHIBABK	14.97%	551,561,690	5.69

Small & Others

Stock	Share	Turnover(JPY)	PI (bps)
8918 LAND	89.88%	1,648,014,130	463.51
4321 KENEDIX	36.73%	1,995,116,290	6.97
6740 JDI	27.65%	252,301,840	79.44
9681 T-DOME	22.63%	1,453,805,590	2.46
8585 OR.CORP	22.00%	245,745,140	31.70
8714 SENSUIK	20.56%	221,332,460	21.67
8848 LEOPC21	20.00%	510,283,990	25.43
3202 DAITOBO	15.99%	204,399,560	18.41
2337 ICHIGO	15.88%	272,128,340	9.55
7762 CITIZEN	15.88%	458,246,570	11.12

Mothers

Stock	Share	Turnover(JPY)	PI (bps)
2342 TRANS G	42.92%	438,397,600	11.66
2370 MEDINET	20.51%	163,314,010	65.01
3911 AIMING	18.99%	588,203,470	7.88
3491 GA TECH	17.63%	838,924,810	4.74
4591 RIBOMIC	17.42%	480,862,660	8.74
4571 NANOCARI	17.38%	272,464,450	10.49
3782 DDS	16.40%	115,388,350	14.24
4480 MEDLEY	16.26%	1,784,871,500	3.50
1447 ITBOOKHD	15.78%	206,207,300	6.83
4597 SOLASIA	14.78%	132,463,320	23.32

JASDAQ

Stock	Share	Turnover(JPY)	PI (bps)
2315 CAICA	40.01%	386,122,800	266.59
9973 KOZOSUSI	23.57%	128,406,690	74.72
2702 MCDNALD	20.95%	2,086,618,100	5.43
3323 RECOMM	20.56%	349,058,610	21.03
2134 SUNCAPTL	18.19%	245,248,200	70.22
4347 BR-MEDIA	17.14%	100,324,040	36.92
4293 SEPTENHD	16.80%	403,918,900	8.00
3390 INEST	16.69%	182,107,190	24.71
4978 REPROCEL	16.54%	298,027,210	7.97
8256 MARUMIT	14.87%	166,717,670	14.02

Second Section

Stock	Share	Turnover(JPY)	PI (bps)
9318 ASIADVEVE	92.57%	902,424,490	792.62
3825 REMIX	29.87%	114,202,620	43.85
3528 PROSPECT	21.42%	107,198,750	122.56
1757 CREA HD	19.14%	701,449,320	36.62
3071 STREAM	17.78%	139,449,110	14.80
6495 MIYAIRI	16.09%	321,960,790	15.53
8226 RIKEI	15.69%	106,052,430	18.01
6721 WINTEST	15.51%	111,837,050	14.54
6366 CHIYODA	12.48%	339,601,350	10.68
6897 TWNBIRD	12.46%	930,064,620	1.90

ETFs & REITs

Stock	Share	Turnover(JPY)	PI (bps)
1699 NFOIL	28.90%	1,440,177,963	38.71
1357 NFNKDOUB	12.87%	16,609,211,324	7.71
1360 NKBEAR-2	12.17%	3,747,702,001	2.53
1367 DW TPX2X	12.13%	105,746,743	1.60
1356 TPXBEAR2	11.45%	319,585,907	2.45
1366 DW 225DI	11.20%	301,037,788	2.85
3309 SEKSUIHR	11.17%	351,219,620	3.66
1365 DW 225LV	10.59%	300,415,517	2.71
8975 ICHIGOOF	10.58%	102,727,070	3.95
1459 RK 225DI	9.91%	1,713,076,991	1.84

Top 10 Stocks by PI

Topix 100

Stock	PI (bps)	Turnover(JPY)	Share
5020 ENEOS	3.01	1,187,321,180	3.94%
8308 RESONA	2.87	391,580,860	2.95%
8601 DAIWASG	2.25	149,212,730	2.22%
8306 MUFG	2.23	3,331,598,480	3.06%
3402 TORAY	2.17	343,826,420	2.77%
4689 ZHD	2.08	1,248,310,810	4.34%
6869 SYSMEX	2.07	465,959,620	3.53%
7201 NISSAN	2.03	3,555,314,800	6.45%
8604 NOMRAHD	2.01	282,732,790	1.33%
6178 JPPOSTHD	1.89	501,847,870	2.87%

Nikkei 225

Stock	PI (bps)	Turnover(JPY)	Share
7211 MMC	15.91	2,070,800,240	15.58%
2768 SOJITZ	15.61	1,182,033,350	16.91%
6472 NTN	12.86	623,680,880	11.22%
9501 TEPCOHD	11.64	1,541,666,620	15.21%
7762 CITIZEN	11.12	458,246,570	15.88%
7186 CONCRDIA	9.09	418,480,050	10.46%
4005 SMICHEM	8.62	1,327,005,160	9.88%
4902 KONICAM	8.21	2,619,322,330	14.24%
7003 MTI E&S	7.55	160,663,950	9.60%
1332 NISSUI	7.42	306,041,790	10.08%

Topix Mid400

Stock	PI (bps)	Turnover(JPY)	Share
7167 MEBUKIFG	16.71	755,088,340	14.73%
7211 MMC	15.91	2,070,800,240	15.58%
8410 SEVEN BK	15.77	884,220,910	18.68%
2768 SOJITZ	15.61	1,182,033,350	16.91%
6472 NTN	12.86	623,680,880	11.22%
9501 TEPCOHD	11.64	1,541,666,620	15.21%
8334 GUNMABK	10.72	162,787,300	13.62%
8359 82-BANK	9.89	309,751,680	12.37%
7186 CONCRDIA	9.09	418,480,050	10.46%
4005 SMICHEM	8.62	1,327,005,160	9.88%

Small & Others

Stock	PI (bps)	Turnover(JPY)	Share
8918 LAND	463.51	1,648,014,130	89.88%
6740 JDI	79.44	252,301,840	27.65%
3315 NIP-COKE	33.53	219,997,740	11.99%
8585 OR.CORP	31.70	245,745,140	22.00%
8848 LEOPC21	25.43	510,283,990	20.00%
7238 AKEBONO	22.04	105,347,340	14.50%
8714 SENSUIK	21.67	221,332,460	20.56%
3202 DAITOBO	18.41	204,399,560	15.99%
6632 JVCKW	15.57	197,047,990	10.55%
9424 JPN-COMM	14.61	543,471,270	15.70%

Mothers

Stock	PI (bps)	Turnover(JPY)	Share
2370 MEDINET	65.01	163,314,010	20.51%
7031 INBOUND	39.63	119,382,800	2.48%
4020 BETREND	28.47	146,112,700	3.42%
4564 OTS	24.99	169,178,410	11.79%
4597 SOLASIA	23.32	132,463,320	14.78%
4170 KAIZENPF	23.27	441,230,920	1.28%
4167 KOKOPELI	21.51	762,748,600	2.03%
4166 CACCO	17.66	581,890,000	1.99%
4169 ENCHANGE	16.66	257,708,160	4.94%
7694 ITSUMO	16.02	610,288,750	1.80%

JASDAQ

Stock	PI (bps)	Turnover(JPY)	Share
2315 CAICA	266.59	386,122,800	40.01%
9973 KOZOSUSI	74.72	128,406,690	23.57%
2134 SUNCAPTL	70.22	245,248,200	18.19%
4347 BR-MEDIA	36.92	100,324,040	17.14%
7610 TAY TWO	30.11	189,141,850	13.13%
3390 INEST	24.71	182,107,190	16.69%
6635 DI-NIKKO	21.71	238,349,390	3.17%
3323 RECOMM	21.03	349,058,610	20.56%
7746 OKAGLAS	15.38	113,388,650	6.91%
3264 ASCOT	15.00	104,809,790	12.12%

Second Section

Stock	PI (bps)	Turnover(JPY)	Share
9318 ASIADVEVE	792.62	902,424,490	92.57%
3528 PROSPECT	122.56	107,198,750	21.42%
3825 REMIX	43.85	114,202,620	29.87%
1757 CREA HD	36.62	701,449,320	19.14%
8226 RIKEI	18.01	106,052,430	15.69%
6495 MIYAIRI	15.53	321,960,790	16.09%
3071 STREAM	14.80	139,449,110	17.78%
6229 OKUMURAE	14.71	437,664,080	1.69%
6721 WINTEST	14.54	111,837,050	15.51%
6307 SANSEI	10.88	104,534,250	9.78%

ETFs & REITs

Stock	PI (bps)	Turnover(JPY)	Share
1699 NFOIL	38.71	1,440,177,963	28.90%
1615 NFBANKS	27.90	247,727,130	9.49%
1357 NFNKDOUB	7.71	16,609,211,324	12.87%
8985 JHR	5.48	433,958,500	7.49%
8963 INV	5.02	413,117,390	8.69%
3279 API	4.77	176,542,950	4.55%
3471 MITSUILP	4.52	325,216,600	8.47%
3269 ADR	4.18	239,689,690	5.36%
8975 ICHIGOOF	3.95	102,727,070	10.58%
8952 JRE	3.87	464,772,700	4.84%