

## Market Report for the Week of January 04, 2021

### Daily Averages

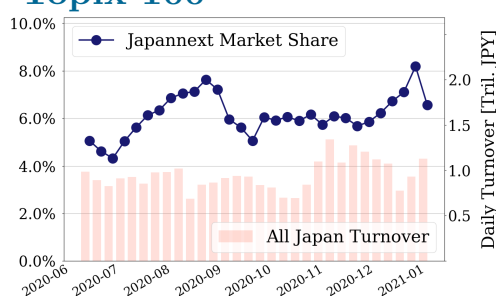
| Universe         | Turnover(JPY)   | Volume      | Share  | PI (bps) | Symbols |
|------------------|-----------------|-------------|--------|----------|---------|
| All Market       | 209,623,047,081 | 127,938,155 | 7.15 % | 3.00     | 3323    |
| Topix100         | 74,109,150,216  | 17,926,880  | 6.57 % | 0.57     | 99      |
| Nikkei 225       | 81,462,078,638  | 40,640,420  | 6.65 % | 1.77     | 225     |
| TopixMid400      | 52,716,753,132  | 34,558,760  | 7.73 % | 3.76     | 398     |
| Small & Others   | 28,537,750,146  | 27,694,780  | 7.80 % | 4.28     | 1589    |
| Mothers & Jasdaq | 19,895,316,160  | 19,069,720  | 6.20 % | 6.06     | 796     |
| ETFs & REITs     | 30,050,952,915  | 15,784,895  | 8.03 % | 3.54     | 124     |

All Market  
**7.2 %**

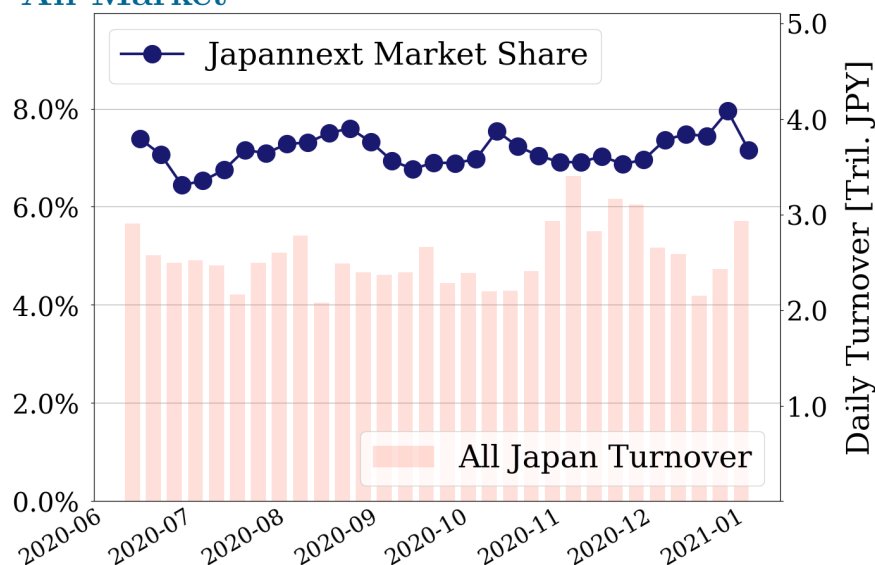
Topix 100  
**6.6 %**

Nikkei 225  
**6.6 %**

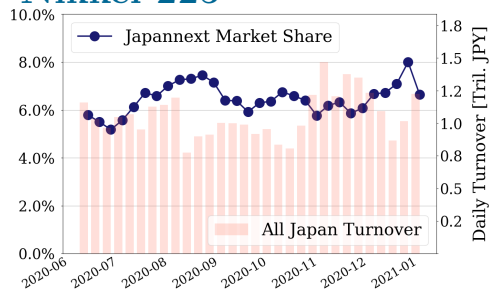
#### Topix 100



#### All Market



#### Nikkei 225



#### Top Stocks by Turnover

| Stock         | Turnover(JPY)  | Share  | PI (bps) |
|---------------|----------------|--------|----------|
| 1570 NFNKLV   | 86,195,881,662 | 8.85%  | 1.63     |
| 9984 SOFTBNKG | 53,306,746,210 | 9.35%  | 0.34     |
| 7974 NINTEND  | 35,657,457,000 | 10.52% | 0.45     |
| 9983 FASTRET  | 31,109,613,400 | 11.19% | 0.33     |
| 2413 M3       | 24,083,185,410 | 12.47% | 0.48     |

#### Top Stocks by Market Share

| Stock         | Turnover(JPY) | Share  | PI (bps) |
|---------------|---------------|--------|----------|
| 9318 ASIADAVE | 105,383,580   | 72.02% | 855.64   |
| 2586 FRUTA    | 262,842,000   | 31.89% | 12.41    |
| 2315 CAICA    | 152,588,320   | 27.71% | 252.84   |
| 4321 KENEDIX  | 2,650,389,750 | 26.75% | 4.48     |
| 8894 REVOLUTI | 138,796,620   | 26.08% | 124.20   |

#### Top Stocks by Price Improvement

| Stock         | Turnover(JPY) | Share  | PI (bps) |
|---------------|---------------|--------|----------|
| 9318 ASIADAVE | 105,383,580   | 72.02% | 855.64   |
| 2315 CAICA    | 152,588,320   | 27.71% | 252.84   |
| 8894 REVOLUTI | 138,796,620   | 26.08% | 124.20   |
| 6740 JDI      | 219,168,350   | 21.32% | 96.90    |
| 9973 KOZOSUSI | 134,338,890   | 20.88% | 61.70    |

#### Top Stocks by Savings

| Stock         | Turnover(JPY)  | Share  | Savings    |
|---------------|----------------|--------|------------|
| 1357 NFNKDOUB | 23,063,444,537 | 10.52% | 15,432,423 |
| 1570 NFNKLV   | 86,195,881,662 | 8.85%  | 10,932,868 |
| 9318 ASIADAVE | 105,383,580    | 72.02% | 6,832,370  |
| 1699 NFOIL    | 2,002,395,447  | 22.34% | 5,828,893  |
| 9519 RENOVA   | 15,993,612,300 | 14.53% | 4,568,600  |

- ▶ Analysis is based on Japannext and Refinitiv data. Small & Others = First Section - TPX500.
- ▶ All Japan Turnover = Japannext (J+X+U+N) + TSE (excl. Tostnet) + Chi-X (excl. Chi-Match, Chi-Select).  
Market Share = Japannext turnover / All Japan Turnover.
- ▶ Opening and Closing auction trades on the TSE are excluded from calculations.
- ▶ Price Improvement (PI) and Savings (PI\*volume) are calculated by comparing the execution price against the primary market's best bid for each sell or best offer for each buy at the point of execution from the taker's perspective. Reported PI is a value-weighted average. Names with weekly traded value less than 100,000,000 JPY are excluded from the rankings tables.

## Top 10 Stocks by Turnover

### Topix 100

| Stock         | Turnover(JPY)  | Share  | PI (bps) |
|---------------|----------------|--------|----------|
| 9984 SOFTBNKG | 53,306,746,210 | 9.35%  | 0.34     |
| 7974 NINTEND  | 35,657,457,000 | 10.52% | 0.45     |
| 9983 FASTRET  | 31,109,613,400 | 11.19% | 0.33     |
| 2413 M3       | 24,083,185,410 | 12.47% | 0.48     |
| 6758 SONY     | 17,809,738,750 | 8.65%  | 0.62     |
| 6594 NIDEC    | 13,451,383,930 | 9.83%  | 0.36     |
| 8035 TKOELCN  | 12,633,813,520 | 8.06%  | 0.36     |
| 6981 MURATA   | 9,767,913,120  | 8.11%  | 0.37     |
| 6861 KEYENCE  | 9,701,683,700  | 6.81%  | 0.60     |
| 8316 SMFG     | 8,380,084,150  | 5.61%  | 0.78     |

### Nikkei 225

| Stock         | Turnover(JPY)  | Share  | PI (bps) |
|---------------|----------------|--------|----------|
| 9984 SOFTBNKG | 53,306,746,210 | 9.35%  | 0.34     |
| 9983 FASTRET  | 31,109,613,400 | 11.19% | 0.33     |
| 2413 M3       | 24,083,185,410 | 12.47% | 0.48     |
| 6758 SONY     | 17,809,738,750 | 8.65%  | 0.62     |
| 8035 TKOELCN  | 12,633,813,520 | 8.06%  | 0.36     |
| 8316 SMFG     | 8,380,084,150  | 5.61%  | 0.78     |
| 4063 SINETUC  | 5,945,159,130  | 7.18%  | 0.39     |
| 7203 TOYOTA   | 5,710,988,970  | 4.18%  | 0.41     |
| 6857 ADVNTST  | 5,679,615,220  | 9.46%  | 3.53     |
| 8306 MUFG     | 5,349,266,530  | 3.39%  | 2.20     |

### Topix Mid400

| Stock         | Turnover(JPY)  | Share  | PI (bps) |
|---------------|----------------|--------|----------|
| 6920 LASRTEC  | 16,523,203,990 | 10.80% | 1.92     |
| 6857 ADVNTST  | 5,679,615,220  | 9.46%  | 3.53     |
| 3436 SUMCO    | 4,788,889,180  | 6.42%  | 1.14     |
| 4755 RAKUTEN  | 4,528,286,120  | 13.05% | 2.99     |
| 6723 RENESAS  | 4,139,272,660  | 9.01%  | 2.67     |
| 3038 KOBE BSN | 4,096,121,770  | 12.33% | 4.68     |
| 6976 TAIYOYU  | 4,024,483,890  | 9.41%  | 3.98     |
| 1605 INPEX    | 3,595,969,180  | 12.45% | 5.11     |
| 8088 IWATANI  | 3,553,293,230  | 11.95% | 4.32     |
| 9501 TEPCOHD  | 3,516,623,620  | 13.94% | 10.70    |

### Small & Others

| Stock         | Turnover(JPY)  | Share  | PI (bps) |
|---------------|----------------|--------|----------|
| 9519 RENOVA   | 15,993,612,300 | 14.53% | 3.16     |
| 3681 V-CUBE   | 10,102,392,850 | 14.83% | 3.98     |
| 6095 MEDPEER  | 5,720,217,000  | 12.91% | 3.37     |
| 8698 MONEX G  | 5,167,615,710  | 13.81% | 6.03     |
| 4321 KENEDIX  | 2,650,389,750  | 26.75% | 4.48     |
| 3902 MDV      | 2,256,159,780  | 9.17%  | 2.85     |
| 7004 HIT-ZOS  | 2,006,788,380  | 9.75%  | 4.42     |
| 3697 SHIFT    | 1,927,927,590  | 7.86%  | 2.02     |
| 6532 BAYCURNT | 1,774,204,380  | 8.83%  | 2.02     |
| 9517 EREX     | 1,301,045,270  | 6.61%  | 1.66     |

### Mothers

| Stock         | Turnover(JPY) | Share  | PI (bps) |
|---------------|---------------|--------|----------|
| 4477 BASE     | 6,266,294,000 | 9.99%  | 2.61     |
| 4385 MERCARI  | 5,620,319,500 | 12.58% | 4.92     |
| 4480 MEDLEY   | 3,643,679,300 | 12.93% | 4.05     |
| 4488 AIINSIDE | 2,970,159,000 | 5.06%  | 3.48     |
| 4308 JSTREAM  | 2,893,562,800 | 15.56% | 4.31     |
| 6255 NPC INC  | 2,620,630,100 | 8.41%  | 3.17     |
| 4436 MINKABU  | 1,961,822,350 | 12.57% | 3.60     |
| 4475 HENNGE   | 1,768,480,900 | 11.74% | 3.72     |
| 4056 NEURAL   | 1,657,507,500 | 9.18%  | 2.61     |
| 3914 JIG-SAW  | 1,563,024,400 | 9.16%  | 3.35     |

### JASDAQ

| Stock         | Turnover(JPY) | Share  | PI (bps) |
|---------------|---------------|--------|----------|
| 2484 DEMAECAN | 5,145,414,250 | 13.56% | 3.64     |
| 1407 WEST HD  | 2,465,793,950 | 12.76% | 4.56     |
| 2702 MCDNALD  | 2,375,290,400 | 21.15% | 5.35     |
| 6400 FUJSEKI  | 2,079,358,840 | 6.45%  | 2.70     |
| 2191 TELLA    | 2,036,756,340 | 14.21% | 9.31     |
| 7564 WORKMAN  | 853,525,300   | 8.08%  | 2.19     |
| 6890 FERROTEC | 655,236,700   | 7.55%  | 1.78     |
| 6549 DM SOL   | 623,405,500   | 8.98%  | 5.43     |
| 2330 FORSIDE  | 613,661,170   | 6.58%  | 16.45    |
| 2303 DAWN     | 577,356,400   | 7.03%  | 4.58     |

### Second Section

| Stock         | Turnover(JPY) | Share  | PI (bps) |
|---------------|---------------|--------|----------|
| 3856 ABALANCE | 3,362,049,750 | 12.98% | 4.02     |
| 6897 TWNBIRD  | 2,746,142,380 | 4.98%  | 2.18     |
| 6502 TOSHIBA  | 2,521,544,230 | 7.41%  | 3.63     |
| 2929 PHARMA F | 2,005,243,510 | 7.53%  | 1.64     |
| 6366 CHIYODA  | 853,990,670   | 11.39% | 9.12     |
| 6955 FDK      | 765,181,460   | 6.39%  | 1.30     |
| 1757 CREA HD  | 654,917,380   | 17.17% | 33.55    |
| 6776 TENSHO   | 519,327,370   | 3.39%  | 5.68     |
| 6254 NOMURAMI | 509,587,350   | 9.19%  | 4.38     |
| 2926 SINOZAK  | 476,351,630   | 11.53% | 17.52    |

### ETFs & REITs

| Stock         | Turnover(JPY)  | Share  | PI (bps) |
|---------------|----------------|--------|----------|
| 1570 NFNKLV   | 86,195,881,662 | 8.85%  | 1.63     |
| 1357 NFNKDOUB | 23,063,444,537 | 10.52% | 8.51     |
| 1458 RK 225LV | 5,329,848,505  | 8.33%  | 2.50     |
| 1360 NKBEAR-2 | 5,325,853,568  | 10.10% | 2.51     |
| 1579 225 BULL | 5,121,747,110  | 8.61%  | 5.00     |
| 1459 RK 225DI | 3,700,126,673  | 7.25%  | 1.95     |
| 1699 NFOIL    | 2,002,395,447  | 22.34% | 33.71    |
| 1671 WTI ETF  | 1,408,395,928  | 13.08% | 3.33     |
| 1552 VIXSHORT | 1,353,336,190  | 5.93%  | 3.19     |
| 1568 TPX BULL | 1,285,342,790  | 7.66%  | 1.54     |

## Top 10 Stocks by Market Share

### Topix 100

| Stock         | Share  | Turnover(JPY)  | PI (bps) |
|---------------|--------|----------------|----------|
| 2413 M3       | 12.47% | 24,083,185,410 | 0.48     |
| 9983 FASTRET  | 11.19% | 31,109,613,400 | 0.33     |
| 9022 JR CENT  | 11.00% | 4,434,728,980  | 0.38     |
| 7974 NINTEND  | 10.52% | 35,657,457,000 | 0.45     |
| 6594 NIDEC    | 9.83%  | 13,451,383,930 | 0.36     |
| 9984 SOFTBNKG | 9.35%  | 53,306,746,210 | 0.34     |
| 4661 OLC      | 9.27%  | 4,723,996,700  | 0.40     |
| 6758 SONY     | 8.65%  | 17,809,738,750 | 0.62     |
| 6981 MURATA   | 8.11%  | 9,767,913,120  | 0.37     |
| 8035 TKOELCN  | 8.06%  | 12,633,813,520 | 0.36     |

### Nikkei 225

| Stock        | Share  | Turnover(JPY)  | PI (bps) |
|--------------|--------|----------------|----------|
| 2768 SOJITZ  | 15.53% | 1,424,255,070  | 14.10    |
| 7211 MMC     | 14.59% | 3,404,807,680  | 14.22    |
| 6472 NTN     | 14.51% | 993,739,140    | 12.25    |
| 4902 KONICAM | 14.26% | 2,506,170,400  | 8.47     |
| 9501 TEPCOHD | 13.94% | 3,516,623,620  | 10.70    |
| 4755 RAKUTEN | 13.05% | 4,528,286,120  | 2.99     |
| 9602 TOHO MV | 12.54% | 925,935,850    | 3.04     |
| 2413 M3      | 12.47% | 24,083,185,410 | 0.48     |
| 1605 INPEX   | 12.45% | 3,595,969,180  | 5.11     |
| 6506 YASKAWA | 12.34% | 3,394,512,660  | 6.14     |

### Topix Mid400

| Stock         | Share  | Turnover(JPY) | PI (bps) |
|---------------|--------|---------------|----------|
| 8184 SIMACHU  | 24.73% | 353,286,400   | 5.33     |
| 8410 SEVEN BK | 19.11% | 1,100,976,210 | 16.01    |
| 2768 SOJITZ   | 15.53% | 1,424,255,070 | 14.10    |
| 9831 YAMADAHD | 15.48% | 1,115,952,480 | 5.99     |
| 8593 MUFLEASE | 15.35% | 1,293,616,640 | 7.25     |
| 6845 AZBIL    | 14.64% | 1,279,372,330 | 6.99     |
| 7211 MMC      | 14.59% | 3,404,807,680 | 14.22    |
| 6472 NTN      | 14.51% | 993,739,140   | 12.25    |
| 9684 SQENIXHD | 14.51% | 2,950,270,430 | 5.48     |
| 4902 KONICAM  | 14.26% | 2,506,170,400 | 8.47     |

### Small & Others

| Stock         | Share  | Turnover(JPY)  | PI (bps) |
|---------------|--------|----------------|----------|
| 4321 KENEDIX  | 26.75% | 2,650,389,750  | 4.48     |
| 6740 JDI      | 21.32% | 219,168,350    | 96.90    |
| 8848 LEOPC21  | 17.38% | 493,551,530    | 23.61    |
| 9424 JPN-COMM | 16.95% | 433,487,540    | 16.48    |
| 9681 T-DOME   | 15.58% | 1,102,789,260  | 2.42     |
| 6632 JVCKW    | 15.28% | 170,899,520    | 17.87    |
| 3681 V-CUBE   | 14.83% | 10,102,392,850 | 3.98     |
| 9519 RENOVA   | 14.53% | 15,993,612,300 | 3.16     |
| 8585 OR.CORP  | 14.24% | 237,485,050    | 27.31    |
| 8714 SENSUIK  | 14.07% | 129,311,670    | 20.99    |

### Mothers

| Stock         | Share  | Turnover(JPY) | PI (bps) |
|---------------|--------|---------------|----------|
| 2586 FRUTA    | 31.89% | 262,842,000   | 12.41    |
| 2370 MEDINET  | 20.63% | 231,481,600   | 58.25    |
| 1401 MBS      | 18.27% | 117,614,230   | 6.95     |
| 4597 SOLASIA  | 16.63% | 124,022,230   | 22.47    |
| 4591 RIBOMIC  | 16.02% | 108,641,450   | 12.10    |
| 4571 NANOCARI | 15.73% | 145,412,130   | 12.41    |
| 3911 AIMING   | 15.72% | 232,936,240   | 8.09     |
| 4308 JSTREAM  | 15.56% | 2,893,562,800 | 4.31     |
| 4480 MEDLEY   | 12.93% | 3,643,679,300 | 4.05     |
| 4564 OTS      | 12.71% | 147,577,250   | 20.82    |

### JASDAQ

| Stock         | Share  | Turnover(JPY) | PI (bps) |
|---------------|--------|---------------|----------|
| 2315 CAICA    | 27.71% | 152,588,320   | 252.84   |
| 2702 MCDNALD  | 21.15% | 2,375,290,400 | 5.35     |
| 9973 KOZOSUSI | 20.88% | 134,338,890   | 61.70    |
| 4978 REPROCEL | 19.10% | 295,173,150   | 8.27     |
| 3390 INEST    | 16.86% | 498,063,050   | 16.70    |
| 7610 TAY TWO  | 16.39% | 289,813,400   | 25.81    |
| 4582 SYMBIO   | 16.32% | 454,074,800   | 7.84     |
| 8256 MARUMIT  | 15.34% | 181,276,320   | 14.08    |
| 3323 RECOMM   | 15.21% | 141,237,750   | 21.05    |
| 2191 TELLA    | 14.21% | 2,036,756,340 | 9.31     |

### Second Section

| Stock         | Share  | Turnover(JPY) | PI (bps) |
|---------------|--------|---------------|----------|
| 9318 ASIADAVE | 72.02% | 105,383,580   | 855.64   |
| 8894 REVOLUTI | 26.08% | 138,796,620   | 124.20   |
| 1757 CREA HD  | 17.17% | 654,917,380   | 33.55    |
| 3071 STREAM   | 13.14% | 224,787,500   | 12.23    |
| 3856 ABALANCE | 12.98% | 3,362,049,750 | 4.02     |
| 6495 MIYAIRI  | 12.91% | 125,218,490   | 14.84    |
| 2345 KUSHIM   | 12.36% | 134,329,840   | 4.63     |
| 2926 SINOZAK  | 11.53% | 476,351,630   | 17.52    |
| 6366 CHIYODA  | 11.39% | 853,990,670   | 9.12     |
| 3825 REMIX    | 10.32% | 141,900,160   | 43.74    |

### ETFs & REITs

| Stock         | Share  | Turnover(JPY)  | PI (bps) |
|---------------|--------|----------------|----------|
| 1699 NFOIL    | 22.34% | 2,002,395,447  | 33.71    |
| 1671 WTI ETF  | 13.08% | 1,408,395,928  | 3.33     |
| 1540 JPP GLD  | 11.42% | 678,176,732    | 3.58     |
| 1365 DW 225LV | 11.06% | 670,963,122    | 2.47     |
| 1615 NFBANKS  | 10.75% | 275,051,400    | 25.04    |
| 1357 NFNKDOUB | 10.52% | 23,063,444,537 | 8.51     |
| 1360 NKBEAR-2 | 10.10% | 5,325,853,568  | 2.51     |
| 1356 TPXBEAR2 | 9.35%  | 355,680,929    | 3.15     |
| 1570 NFNKLV   | 8.85%  | 86,195,881,662 | 1.63     |
| 3298 INVESCO  | 8.78%  | 272,445,755    | 2.55     |

## Top 10 Stocks by PI

### Topix 100

| Stock         | PI (bps) | Turnover(JPY) | Share |
|---------------|----------|---------------|-------|
| 8308 RESONA   | 2.86     | 544,346,010   | 2.37% |
| 5020 ENEOS    | 2.68     | 2,129,214,910 | 4.39% |
| 8601 DAIWASG  | 2.20     | 198,767,150   | 2.30% |
| 8306 MUFG     | 2.20     | 5,349,266,530 | 3.39% |
| 8604 NOMRAHD  | 2.05     | 433,065,730   | 1.11% |
| 7201 NISSAN   | 2.02     | 2,722,520,160 | 4.85% |
| 3402 TORAY    | 1.92     | 500,265,540   | 3.14% |
| 4188 MTBCM HD | 1.87     | 374,700,800   | 3.34% |
| 4689 ZHD      | 1.75     | 2,511,408,340 | 3.21% |
| 8002 MARBENI  | 1.71     | 737,147,880   | 3.58% |

### Nikkei 225

| Stock         | PI (bps) | Turnover(JPY) | Share  |
|---------------|----------|---------------|--------|
| 7211 MMC      | 14.22    | 3,404,807,680 | 14.59% |
| 2768 SOJITZ   | 14.10    | 1,424,255,070 | 15.53% |
| 6472 NTN      | 12.25    | 993,739,140   | 14.51% |
| 7762 CITIZEN  | 11.30    | 383,691,510   | 12.33% |
| 9501 TEPCOHD  | 10.70    | 3,516,623,620 | 13.94% |
| 7186 CONCRDIA | 8.65     | 435,376,090   | 9.23%  |
| 4902 KONICAM  | 8.47     | 2,506,170,400 | 14.26% |
| 4005 SMICHEM  | 7.86     | 1,952,084,880 | 10.55% |
| 1332 NISSUI   | 7.26     | 352,736,050   | 8.90%  |
| 7003 MTI E&S  | 7.08     | 287,569,890   | 9.90%  |

### Topix Mid400

| Stock         | PI (bps) | Turnover(JPY) | Share  |
|---------------|----------|---------------|--------|
| 8410 SEVEN BK | 16.01    | 1,100,976,210 | 19.11% |
| 7167 MEBUKIFG | 14.90    | 814,172,110   | 12.66% |
| 7211 MMC      | 14.22    | 3,404,807,680 | 14.59% |
| 2768 SOJITZ   | 14.10    | 1,424,255,070 | 15.53% |
| 6472 NTN      | 12.25    | 993,739,140   | 14.51% |
| 9501 TEPCOHD  | 10.70    | 3,516,623,620 | 13.94% |
| 8334 GUNMABK  | 10.13    | 186,400,460   | 10.55% |
| 8359 82-BANK  | 9.44     | 222,929,290   | 11.46% |
| 9744 MEITEC   | 9.22     | 182,415,890   | 9.45%  |
| 7186 CONCRDIA | 8.65     | 435,376,090   | 9.23%  |

### Small & Others

| Stock         | PI (bps) | Turnover(JPY) | Share  |
|---------------|----------|---------------|--------|
| 6740 JDI      | 96.90    | 219,168,350   | 21.32% |
| 3315 NIP-COKE | 29.10    | 393,714,020   | 13.62% |
| 8585 OR.CORP  | 27.31    | 237,485,050   | 14.24% |
| 8848 LEOPC21  | 23.61    | 493,551,530   | 17.38% |
| 8714 SENSUIK  | 20.99    | 129,311,670   | 14.07% |
| 6632 JVCKW    | 17.87    | 170,899,520   | 15.28% |
| 9424 JPN-COMM | 16.48    | 433,487,540   | 16.95% |
| 2764 HIRAMAT  | 16.36    | 112,764,090   | 11.53% |
| 8016 ONWARDHD | 15.62    | 166,550,640   | 13.99% |
| 8166 TAKA-Q   | 12.27    | 430,326,710   | 7.55%  |

### Mothers

| Stock         | PI (bps) | Turnover(JPY) | Share  |
|---------------|----------|---------------|--------|
| 2370 MEDINET  | 58.25    | 231,481,600   | 20.63% |
| 7360 ONDECK   | 28.14    | 838,390,100   | 2.16%  |
| 4597 SOLASIA  | 22.47    | 124,022,230   | 16.63% |
| 4564 OTS      | 20.82    | 147,577,250   | 12.71% |
| 7694 ITSUMO   | 18.50    | 307,082,700   | 1.35%  |
| 4055 T&S      | 16.06    | 126,692,200   | 3.66%  |
| 4166 CACCO    | 15.99    | 163,611,200   | 2.38%  |
| 4054 NIHONJYO | 15.50    | 101,139,900   | 2.07%  |
| 4052 FICHA    | 14.22    | 162,447,280   | 3.62%  |
| 4169 ENCHANGE | 13.70    | 1,038,227,950 | 1.72%  |

### JASDAQ

| Stock         | PI (bps) | Turnover(JPY) | Share  |
|---------------|----------|---------------|--------|
| 2315 CAICA    | 252.84   | 152,588,320   | 27.71% |
| 9973 KOZOSUSI | 61.70    | 134,338,890   | 20.88% |
| 7610 TAY TWO  | 25.81    | 289,813,400   | 16.39% |
| 3323 RECOMM   | 21.05    | 141,237,750   | 15.21% |
| 3390 INEST    | 16.70    | 498,063,050   | 16.86% |
| 2330 FORSIDE  | 16.45    | 613,661,170   | 6.58%  |
| 8256 MARUMIT  | 14.08    | 181,276,320   | 15.34% |
| 1400 RUDEN    | 13.69    | 197,461,980   | 5.29%  |
| 7692 EINFINIT | 13.61    | 103,420,050   | 4.90%  |
| 3807 FISCO    | 13.16    | 411,324,000   | 8.17%  |

### Second Section

| Stock          | PI (bps) | Turnover(JPY) | Share  |
|----------------|----------|---------------|--------|
| 9318 ASIADVEVE | 855.64   | 105,383,580   | 72.02% |
| 8894 REVOLUTI  | 124.20   | 138,796,620   | 26.08% |
| 3825 REMIX     | 43.74    | 141,900,160   | 10.32% |
| 1757 CREA HD   | 33.55    | 654,917,380   | 17.17% |
| 6969 MATUOEL   | 21.55    | 121,675,500   | 8.22%  |
| 3647 GTHREEHD  | 20.36    | 213,128,620   | 4.40%  |
| 2926 SINOZAK   | 17.52    | 476,351,630   | 11.53% |
| 3440 NISSOPRO  | 17.33    | 197,933,280   | 2.47%  |
| 6495 MIYAIRI   | 14.84    | 125,218,490   | 12.91% |
| 8139 NAGHORI   | 14.17    | 113,554,190   | 3.72%  |

### ETFs & REITs

| Stock         | PI (bps) | Turnover(JPY)  | Share  |
|---------------|----------|----------------|--------|
| 1699 NFOIL    | 33.71    | 2,002,395,447  | 22.34% |
| 1615 NFBANKS  | 25.04    | 275,051,400    | 10.75% |
| 1357 NFNKDOUB | 8.51     | 23,063,444,537 | 10.52% |
| 3468 STARASIA | 5.21     | 108,003,105    | 7.20%  |
| 3471 MITSUILP | 5.12     | 137,660,100    | 3.85%  |
| 1579 225 BULL | 5.00     | 5,121,747,110  | 8.61%  |
| 8985 JHR      | 4.92     | 508,962,190    | 8.11%  |
| 8951 NBF      | 4.68     | 829,567,500    | 4.84%  |
| 3287 HOSINORR | 4.44     | 350,537,950    | 8.55%  |
| 8963 INV      | 3.91     | 442,780,770    | 7.95%  |