

Market Report for the Week of April 19, 2021

Daily Averages

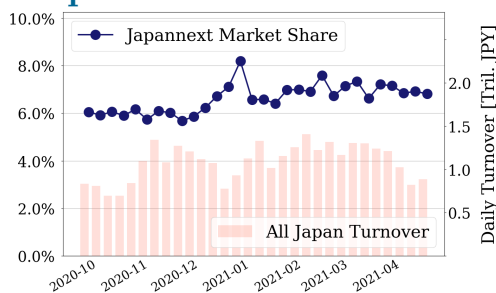
Universe	Turnover(JPY)	Volume	Share	PI (bps)	Symbols
All Market	201,627,221,075	147,283,880	7.90 %	3.79	3396
Topix100	60,342,987,504	13,324,200	6.81 %	0.62	99
Nikkei 225	74,436,920,704	30,941,100	7.04 %	1.75	225
TopixMid400	57,231,802,528	28,975,220	8.19 %	3.20	397
Small & Others	29,315,900,078	31,352,920	7.94 %	4.52	1580
Mothers & Jasdaq	22,245,807,698	41,857,920	8.92 %	12.49	851
ETFs & REITs	29,061,069,325	14,954,640	9.22 %	6.07	130

All Market
7.9 %

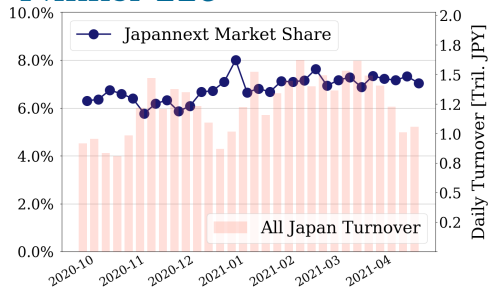
Topix 100
6.8 %

Nikkei 225
7.0 %

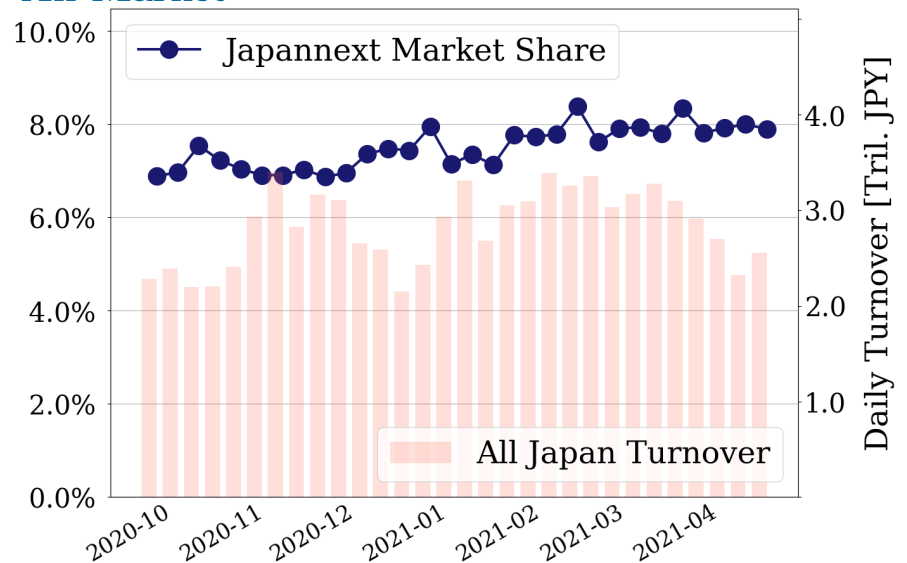
Topix 100



Nikkei 225



All Market



Top Stocks by Turnover

Stock	Turnover(JPY)	Share	PI (bps)
1570 NFNKLV	73,126,027,995	12.88%	6.80
6920 LASRTEC	40,513,295,790	13.58%	1.26
9984 SOFTBNKG	37,784,683,890	8.47%	0.43
9983 FASTRET	29,210,177,000	12.97%	0.39
1357 NFNKDOUB	23,138,335,232	14.11%	10.13

Top Stocks by Market Share

Stock	Turnover(JPY)	Share	PI (bps)
6628 ONKYOHE	465,119,820	91.63%	1131.18
8918 LAND	275,494,880	79.57%	344.05
9318 ASIADAVE	284,376,380	54.15%	1025.42
6993 DAIKOKYA	197,726,720	32.79%	107.90
2315 CAICA	1,207,894,210	31.71%	104.38

Top Stocks by Price Improvement

Stock	Turnover(JPY)	Share	PI (bps)
6628 ONKYOHE	465,119,820	91.63%	1131.18
9318 ASIADAVE	284,376,380	54.15%	1025.42
8918 LAND	275,494,880	79.57%	344.05
6993 DAIKOKYA	197,726,720	32.79%	107.90
2315 CAICA	1,207,894,210	31.71%	104.38

Top Stocks by Savings

Stock	Turnover(JPY)	Share	Savings
1570 NFNKLV	73,126,027,995	12.88%	38,359,385
6628 ONKYOHE	465,119,820	91.63%	21,923,800
1357 NFNKDOUB	23,138,335,232	14.11%	16,984,755
9318 ASIADAVE	284,376,380	54.15%	9,458,670
2315 CAICA	1,207,894,210	31.71%	8,757,120

- ▶ Analysis is based on Japannext and Refinitiv data. Small & Others = First Section - TPX500.
- ▶ All Japan Turnover = Japannext (J+X+U+N) + TSE (excl. Tostnet) + Chi-X (excl. Chi-Match, Chi-Select).
Market Share = Japannext turnover / All Japan Turnover.
- ▶ Opening and Closing auction trades on the TSE are excluded from calculations.
- ▶ Price Improvement (PI) and Savings (PI*volume) are calculated by comparing the execution price against the primary market's best bid for each sell or best offer for each buy at the point of execution from the taker's perspective. Reported PI is a value-weighted average. Names with weekly traded value less than 100,000,000 JPY are excluded from the rankings tables.

Top 10 Stocks by Turnover

Topix 100

Stock	Turnover(JPY)	Share	PI (bps)
9984 SOFTBNKG	37,784,683,890	8.47%	0.43
9983 FASTRET	29,210,177,000	12.97%	0.39
7974 NINTEND	18,619,101,800	9.72%	0.47
6758 SONY G	16,870,731,840	9.51%	0.67
8035 TKOELCN	16,185,810,090	8.32%	0.23
6594 NIDEC	12,096,804,430	7.25%	0.40
2413 M3	9,696,134,230	10.81%	0.50
7203 TOYOTA	8,616,820,940	5.23%	0.39
6861 KEYENCE	5,816,895,500	7.15%	0.60
4502 TAKEDAP	5,527,267,650	6.11%	0.82

Nikkei 225

Stock	Turnover(JPY)	Share	PI (bps)
9984 SOFTBNKG	37,784,683,890	8.47%	0.43
9983 FASTRET	29,210,177,000	12.97%	0.39
6758 SONY G	16,870,731,840	9.51%	0.67
8035 TKOELCN	16,185,810,090	8.32%	0.23
2413 M3	9,696,134,230	10.81%	0.50
7203 TOYOTA	8,616,820,940	5.23%	0.39
6857 ADVNTST	7,019,591,760	9.70%	2.61
4755 RAKUTENG	6,949,688,880	10.34%	1.93
9101 NYKLINE	6,380,861,800	11.30%	3.10
4502 TAKEDAP	5,527,267,650	6.11%	0.82

Topix Mid400

Stock	Turnover(JPY)	Share	PI (bps)
6920 LASRTEC	40,513,295,790	13.58%	1.26
6502 TOSHIBA	10,560,072,320	11.18%	2.95
6857 ADVNTST	7,019,591,760	9.70%	2.61
4755 RAKUTENG	6,949,688,880	10.34%	1.93
9101 NYKLINE	6,380,861,800	11.30%	3.10
6723 RENESAS	6,364,010,920	8.83%	2.11
9201 JAL	5,241,204,480	8.15%	1.10
6506 YASKAWA	5,193,928,160	12.21%	6.03
3436 SUMCO	4,619,952,890	4.80%	0.88
6976 TAIYOYU	4,090,434,500	10.67%	5.19

Small & Others

Stock	Turnover(JPY)	Share	PI (bps)
8698 MONEX G	13,867,745,310	10.45%	2.52
2929 PHARMA F	6,549,138,650	11.56%	3.67
3903 GUMI	5,353,921,230	11.75%	2.74
6532 BAYCURNT	3,990,130,000	11.53%	5.10
2933 KIBUN FD	3,676,309,620	4.01%	2.09
3681 V-CUBE	3,512,074,500	11.58%	4.51
9519 RENOVA	3,468,721,600	11.72%	3.92
6967 SINKOEI	2,078,277,430	13.98%	4.70
6951 JEOL	2,068,074,330	9.95%	6.25
1514 SUMISEKI	1,915,054,680	9.52%	17.72

Mothers

Stock	Turnover(JPY)	Share	PI (bps)
4498 CYBRTRST	6,506,957,800	8.65%	5.84
4488 AIINSIDE	5,829,087,500	19.04%	5.06
6521 OXIDE	4,145,459,000	5.96%	11.69
4477 BASE	3,524,775,510	6.46%	1.58
7342 WEALTHNV	2,596,418,150	8.82%	2.29
4479 MAKUAKE	2,493,233,300	11.41%	4.07
4425 KUDAN	2,247,616,100	15.40%	5.46
3994 MFORWARD	2,208,323,400	14.15%	6.53
4385 MERCARI	2,044,468,400	9.56%	4.71
6613 QDLASER	1,928,159,320	4.32%	1.40

JASDAQ

Stock	Turnover(JPY)	Share	PI (bps)
2667 IMAGE1	5,624,003,040	9.11%	2.50
4582 SYMBIO	1,793,269,800	12.40%	3.30
4657 ENVCONT	1,556,922,910	7.68%	3.44
2702 MCDNALD	1,350,171,060	17.16%	6.23
4196 NEOMARKE	1,294,518,650	5.49%	4.25
2315 CAICA	1,207,894,210	31.71%	104.38
2484 DEMAECAN	1,064,743,960	10.86%	2.11
1407 WEST HD	972,528,250	15.73%	6.41
7564 WORKMAN	929,161,300	13.56%	2.62
7826 FURUYAMT	831,554,200	9.46%	5.40

Second Section

Stock	Turnover(JPY)	Share	PI (bps)
3856 ABALANCE	2,450,134,500	15.03%	5.38
3647 GTHREEHD	1,114,365,940	8.71%	9.94
6254 NOMURAMI	985,628,150	12.81%	2.78
6366 CHIYODA	800,542,760	9.22%	4.98
3377 BIKE O	795,076,430	12.07%	3.48
2397 DNACHIP	793,046,050	10.26%	3.99
1757 SMALMEDI	580,315,760	17.41%	28.70
3747 INTERTRD	576,427,550	11.09%	6.49
9878 SEKIDO	501,378,050	6.07%	2.56
3825 REMIX	470,710,260	18.52%	12.60

ETFs & REITs

Stock	Turnover(JPY)	Share	PI (bps)
1570 NFNKLV	73,126,027,995	12.88%	6.80
1357 NFNKDOUB	23,138,335,232	14.11%	10.13
1458 RK 225LV	10,199,672,428	9.10%	2.38
1579 225 BULL	6,127,030,410	7.75%	2.11
1360 NKBEAR-2	5,794,325,990	8.97%	3.84
1459 RK 225DI	3,187,050,210	9.36%	2.33
1321 NFNK225	2,555,641,763	2.77%	4.73
1552 VIXSHORT	1,228,353,285	9.05%	2.51
1568 TPX BULL	1,055,193,450	3.61%	0.97
1365 DW 225LV	847,113,428	10.61%	3.42

Top 10 Stocks by Market Share

Topix 100

Stock	Share	Turnover(JPY)	PI (bps)
9983 FASTRET	12.97%	29,210,177,000	0.39
9022 JR CENT	12.73%	4,631,464,600	0.42
9502 CHUBPWR	11.02%	705,853,710	1.37
2413 M3	10.81%	9,696,134,230	0.50
9202 ANA	10.50%	5,319,053,980	0.92
9021 JR WEST	9.92%	2,426,917,400	0.68
7974 NINTEND	9.72%	18,619,101,800	0.47
4661 OLC	9.54%	4,932,403,040	0.50
6758 SONY G	9.51%	16,870,731,840	0.67
9531 TKO-GAS	9.23%	905,275,490	1.01

Nikkei 225

Stock	Share	Turnover(JPY)	PI (bps)
9501 TEPCOHD	14.70%	3,279,517,720	9.46
4004 SHOWDEN	14.10%	1,952,783,620	4.63
6472 NTN	13.56%	994,927,240	10.23
9983 FASTRET	12.97%	29,210,177,000	0.39
9022 JR CENT	12.73%	4,631,464,600	0.42
9766 KONAMIHD	12.69%	1,041,046,810	5.34
1332 NISSUI	12.56%	311,248,810	6.07
7211 MMC	12.33%	3,098,186,590	10.44
6506 YASKAWA	12.21%	5,193,928,160	6.03
7762 CITIZEN	12.09%	364,024,180	8.70

Topix Mid400

Stock	Share	Turnover(JPY)	PI (bps)
8410 SEVEN BK	15.88%	1,527,316,810	15.66
9501 TEPCOHD	14.70%	3,279,517,720	9.46
3038 KOBE BSN	14.53%	2,408,661,100	4.42
4004 SHOWDEN	14.10%	1,952,783,620	4.63
6920 LASRTEC	13.58%	40,513,295,790	1.26
6472 NTN	13.56%	994,927,240	10.23
1414 SHO-BOND	12.96%	491,951,630	2.80
2206 E-GLICO	12.78%	598,408,400	2.94
6586 MAKITA	12.70%	2,150,814,050	5.89
9766 KONAMIHD	12.69%	1,041,046,810	5.34

Small & Others

Stock	Share	Turnover(JPY)	PI (bps)
8918 LAND	79.57%	275,494,880	344.05
2398 TSUKUIHD	24.53%	164,913,000	3.42
6740 JDI	23.66%	114,814,330	87.15
8848 LEOPC21	14.91%	229,083,190	22.48
6839 FUNAI E	14.88%	668,105,060	3.38
5563 NP-DENK	14.77%	704,622,010	6.64
8016 ONWARDHD	14.53%	329,298,150	9.70
6967 SINKOEI	13.98%	2,078,277,430	4.70
7527 SYSSOFT	13.73%	197,640,080	13.22
2440 GURUNAVI	13.26%	129,091,360	6.44

Mothers

Stock	Share	Turnover(JPY)	PI (bps)
2370 MEDINET	26.44%	116,481,230	54.08
4599 STEMRIM	19.19%	364,714,580	4.13
4488 AIINSIDE	19.04%	5,829,087,500	5.06
4485 JTOWER	17.81%	1,256,701,100	4.44
4597 SOLASIA	16.79%	146,060,280	17.39
4168 YAPPLI	15.99%	387,329,300	4.08
2150 CARENET	15.86%	1,274,396,650	7.67
4431 SMAREGI	15.71%	505,152,300	6.38
4425 KUDAN	15.40%	2,247,616,100	5.46
4564 OTS	15.29%	105,215,370	21.36

JASDAQ

Stock	Share	Turnover(JPY)	PI (bps)
6628 ONKYOHE	91.63%	465,119,820	1131.18
2315 CAICA	31.71%	1,207,894,210	104.38
7610 TAY TWO	17.20%	102,651,010	33.25
2702 MCDNALD	17.16%	1,350,171,060	6.23
1407 WEST HD	15.73%	972,528,250	6.41
4970 TOYOGOS	14.62%	266,807,400	3.57
3776 BB-TOWER	14.36%	106,636,430	9.68
5381 MIPOX	14.07%	107,536,550	6.01
4978 REPROCEL	14.00%	345,410,740	5.01
2782 SERIA	13.83%	429,445,840	4.16

Second Section

Stock	Share	Turnover(JPY)	PI (bps)
9318 ASIADVEVE	54.15%	284,376,380	1025.42
6993 DAIKOKYA	32.79%	197,726,720	107.90
7587 PALTEK	26.48%	273,395,030	6.71
7831 WELLCOHD	19.92%	292,391,290	10.33
3825 REMIX	18.52%	470,710,260	12.60
1757 SMALMEDI	17.41%	580,315,760	28.70
8254 SAIKAYA	17.30%	176,146,470	8.31
7412 ATOM	16.00%	408,240,280	3.41
3856 ABALANCE	15.03%	2,450,134,500	5.38
6254 NOMURAMI	12.81%	985,628,150	2.78

ETFs & REITs

Stock	Share	Turnover(JPY)	PI (bps)
1699 NFOIL	16.71%	641,356,878	24.43
1357 NFNKDOUB	14.11%	23,138,335,232	10.13
1540 JPP GLD	13.67%	625,615,240	4.81
1366 DW 225DI	13.34%	491,527,953	4.30
1615 NFBANKS	13.26%	258,530,690	20.23
1570 NFNKLV	12.88%	73,126,027,995	6.80
1356 TPXBEAR2	11.39%	401,141,199	3.46
8987 EXCELENT	11.25%	266,082,250	4.07
1365 DW 225LV	10.61%	847,113,428	3.42
3296 NP REIT	10.37%	205,043,750	4.22

Top 10 Stocks by PI

Topix 100

Stock	PI (bps)	Turnover(JPY)	Share
8308 RESONA	2.52	532,022,320	2.84%
5020 ENEOS	2.36	1,025,086,170	3.63%
8601 DAIWASG	2.32	174,648,380	2.43%
8697 JPX	2.15	926,873,350	8.26%
3402 TORAY	2.07	422,449,770	3.82%
7201 NISSAN	2.05	1,181,040,780	3.36%
8604 NOMRAHD	2.05	824,475,560	2.35%
4689 ZHD	2.01	2,003,058,920	4.17%
8002 MARBENI	1.90	731,681,520	4.60%
8306 MUFG	1.81	3,413,451,350	3.22%

Nikkei 225

Stock	PI (bps)	Turnover(JPY)	Share
7211 MMC	10.44	3,098,186,590	12.33%
6472 NTN	10.23	994,927,240	13.56%
9501 TEPCOHD	9.46	3,279,517,720	14.70%
2768 SOJITZ	8.93	1,552,423,910	9.87%
7762 CITIZEN	8.70	364,024,180	12.09%
7186 CONCRDIA	7.33	587,492,570	10.44%
9412 SKYPER J	6.48	109,865,120	10.39%
1332 NISSUI	6.07	311,248,810	12.56%
4704 TREND	6.06	1,260,470,160	11.54%
6506 YASKAWA	6.03	5,193,928,160	12.21%

Topix Mid400

Stock	PI (bps)	Turnover(JPY)	Share
8410 SEVEN BK	15.66	1,527,316,810	15.88%
7167 MEBUKIFG	13.64	564,576,990	11.09%
7211 MMC	10.44	3,098,186,590	12.33%
6472 NTN	10.23	994,927,240	13.56%
9501 TEPCOHD	9.46	3,279,517,720	14.70%
2768 SOJITZ	8.93	1,552,423,910	9.87%
8334 GUNMABK	8.08	170,732,770	10.46%
7186 CONCRDIA	7.33	587,492,570	10.44%
8359 82-BANK	6.76	144,738,350	9.14%
9509 HKD-PWR	6.69	104,814,370	9.07%

Small & Others

Stock	PI (bps)	Turnover(JPY)	Share
8918 LAND	344.05	275,494,880	79.57%
6740 JDI	87.15	114,814,330	23.66%
8848 LEOPC21	22.48	229,083,190	14.91%
8585 OR.CORP	18.71	343,803,250	8.24%
1514 SUMISEKI	17.72	1,915,054,680	9.52%
8714 SENSUIK	16.61	103,180,960	8.75%
7527 SYSSOFT	13.22	197,640,080	13.73%
6632 JVCKW	12.72	471,679,870	12.14%
7897 HOKUSIN	12.65	224,873,510	6.32%
7238 AKEBONO	12.08	146,076,140	10.45%

Mothers

Stock	PI (bps)	Turnover(JPY)	Share
2370 MEDINET	54.08	116,481,230	26.44%
4055 T&S	27.69	116,377,500	8.78%
4564 OTS	21.36	105,215,370	15.29%
6597 HPC SYS	18.71	117,761,850	7.15%
4597 SOLASIA	17.39	146,060,280	16.79%
7095 MACBEEP	16.72	124,193,000	9.54%
7078 INC	14.75	133,545,790	5.99%
7092 FFJ	12.66	235,461,700	6.71%
6521 OXIDE	11.69	4,145,459,000	5.96%
4490 VISASQ	11.48	305,610,550	6.93%

JASDAQ

Stock	PI (bps)	Turnover(JPY)	Share
6628 ONKYOHE	1131.18	465,119,820	91.63%
2315 CAICA	104.38	1,207,894,210	31.71%
7610 TAY TWO	33.25	102,651,010	17.20%
4193 FABRICA	15.21	274,204,100	8.77%
4499 SPEEE	13.25	233,396,750	8.05%
5216 KURAMOT	12.28	183,048,030	6.40%
7071 AMVIS	11.79	311,402,700	9.23%
4885 MUROMACH	10.73	178,787,720	5.18%
6614 SIKINOHT	10.69	141,593,220	5.14%
2191 TELLA	9.78	135,102,690	10.19%

Second Section

Stock	PI (bps)	Turnover(JPY)	Share
9318 ASIADAVE	1025.42	284,376,380	54.15%
6993 DAIKOKYA	107.90	197,726,720	32.79%
1757 SMALMEDI	28.70	580,315,760	17.41%
6230 SANEI	19.29	103,970,400	7.21%
3825 REMIX	12.60	470,710,260	18.52%
7831 WELLCOHD	10.33	292,391,290	19.92%
3647 GTHREEHD	9.94	1,114,365,940	8.71%
8254 SAIKAYA	8.31	176,146,470	17.30%
3021 PCNET	8.15	168,280,800	8.22%
7587 PALTEK	6.71	273,395,030	26.48%

ETFs & REITs

Stock	PI (bps)	Turnover(JPY)	Share
1699 NFOIL	24.43	641,356,878	16.71%
1615 NFBANKS	20.23	258,530,690	13.26%
1357 NFNKDOUB	10.13	23,138,335,232	14.11%
1570 NFNKLV	6.80	73,126,027,995	12.88%
8958 GLOBLRE	5.59	127,791,530	9.78%
1540 JPP GLD	4.81	625,615,240	13.67%
1321 NFNK225	4.73	2,555,641,763	2.77%
8985 JHR	4.50	631,125,810	10.14%
1571 NFNKIV	4.32	161,056,063	7.16%
1366 DW 225DI	4.30	491,527,953	13.34%